





# **COMPARATIVE STUDY OF 23 MICHIGAN COMMUNITIES SIMILAR TO THE VILLAGE OF PAW PAW**

-  COST OF MUNICIPAL WATER
-  COST OF MUNICIPAL SANITARY SEWER
-  COST OF MUNICIPAL WATER & SEWER
-  TAXES PAID

## **NOTES**

**Information from survey completed in August 2008.**

**Paw Paw has not had any rate increases to the amounts herein.**

**Check each tab for information**

# Water Rate Comparative Study

## August 2008 Data

Number	Community	Pop	Total Rate Millage	Taxable Value	Water Type	Debt Charge	Flat Fee	Service Charge	Commodity Usage Rate
1	Clinton	2,293	8.80	73,499,000	Well			\$3.00	\$1.38
2	Dundee	3,522	15.92	196,144,078	Lake	\$4.40	\$1.33	\$1.33	\$1.38
3	Fowlerville	2,972	15.10	106,561,710	Well		\$15.42	\$2.00	
4	Jonesville	2,337	16.39	75,593,997	Well				
5	Morenci	2,398	12.85	41,511,169	Well		\$7.63		\$1.76
6	Gladwin	3,001	16.03	69,022,761	Well			\$5.10	\$2.20
7	Bronson	2,421	17.81	41,305,665	Well		\$10.60		\$1.56
8	Hudson	2,499	11.64	52,944,324	Well			\$8.57	\$1.85
9	Vicksburg	2,320	15.50	77,449,077	Well		\$5.95	\$1.45	\$2.25
<b>10</b>	<b>Paw Paw</b>	<b>3,363</b>	<b>15.86</b>	<b>88,002,086</b>	Well			<b>\$13.65</b>	<b>\$1.49</b>
11	Dexter	2,338	13.56	214,939,853	Well		\$6.14		\$2.77
12	Manchester	2,160	16.91	77,161,150	Well	\$2.90	\$6.12		\$2.57
13	Chesaning	2,548	13.50	56,338,464	Well			\$3.34	\$3.32
14	Leslie	2,044	17.00	42,300,766	Well		\$27.56		
15	Hartford	2,476	14.35	29,294,585	Well	\$7.50	\$5.67		\$2.20
16	Cass City	2,643	18.13	57,946,694	Well				
17	Corunna	3,381	18.14	64,317,882	SW		\$7.75	\$9.75	\$2.50
18	Oxford	3,540	11.12	147,041,020	Well		\$17.20		\$3.25
19	Mattawan	2,563	7.45	68,477,463	Well			\$6.67	\$4.06
20	East Tawas	2,951	20.64	84,694,960	SW	\$4.27		\$10.00	\$3.00
21	Williamston	3,441	15.13	120,470,036	Well			\$19.50	\$2.60
22	Blissfield	3,223	14.22	92,998,553	SW				
23	L'Anse	2,107	16.04	45,790,402	SW		\$25.00		\$7.90

# Water Rate Comparative Study

## August 2008 Data

	<b>AVERAGE</b>	<b>2,718</b>	<b>15.21</b>	<b>84,333,101</b>		<b>\$4.57</b>	<b>\$11.36</b>	<b>\$7.03</b>	<b>\$2.67</b>
--	----------------	--------------	--------------	-------------------	--	---------------	----------------	---------------	---------------

# Water Rate Comparative Study

## August 2008 Data

Example Usage	Monthly Cost
7,000	\$12.66
7,000	\$16.72
7,000	\$17.42
7,000	\$18.62
7,000	\$19.95
7,000	\$20.50
7,000	\$21.52
7,000	\$21.52
7,000	\$23.15
7,000	<b>\$24.08</b>
7,000	\$25.53
7,000	\$26.20
7,000	\$26.58
7,000	\$27.56
7,000	\$28.57
7,000	\$31.63
7,000	\$32.50
7,000	\$33.45
7,000	\$35.09
7,000	\$35.27
7,000	\$37.71
7,000	\$44.61
7,000	\$54.00

# Water Rate Comparative Study

## August 2008 Data

7,000	\$27.60
-------	---------

# Sanitary Sewer Comparative Rate Study

## August 2008 Data

Number	Community	Pop	Total Millage	Taxable Value	Sewer Plant	Debt Millage	Special Assess.	Flat Fee	Service Charge	Commodity Usage Rate
1	Dundee	3,522	15.92	196,144,078						
2	Oxford	3,540	11.12	147,041,020				\$22.85		\$1.85
<b>3</b>	<b>Paw Paw</b>	<b>3,363</b>	<b>15.86</b>	<b>88,002,086</b>					<b>\$9.20</b>	<b>\$2.07</b>
4	Leslie	2,044	17.00	42,300,766				\$24.44		
5	Morenci	2,398	12.85	41,511,169		\$5.81		\$3.84		\$2.65
6	Blissfield	3,223	14.22	92,998,553						
7	East Tawas	2,951	20.64	84,694,960	\$7.11				\$10.00	\$2.00
8	Corunna	3,381	18.14	64,317,882				\$7.25	\$9.25	\$2.75
9	Fowlerville	2,972	15.10	106,561,710				\$34.40		
10	Vicksburg	2,320	15.50	77,449,077				\$6.96	\$2.60	\$3.60
11	Bronson	2,421	17.81	41,305,665		\$3.58		\$21.75		\$1.43
12	Hartford	2,476	14.35	29,294,585				\$4.58		\$4.40
13	Mattawan	2,563	7.45	68,477,463					\$10.55	\$4.47
14	Hudson	2,499	11.64	52,944,324					\$16.70	\$3.60
15	Manchester	2,160	16.91	77,161,150	\$7.96			\$14.48		\$3.17
16	Cass City	2,643	18.13	57,946,694						
17	Dexter	2,338	13.56	214,939,853				\$5.31		\$6.53
18	Clinton	2,293	8.80	73,499,000					\$6.00	\$6.75
19	Williamston	3,441	15.13	120,470,036					\$18.50	\$5.11
20	Gladwin	3,001	16.03	69,022,761		\$5.75			\$11.00	\$6.50
21	Jonesville	2,337	16.39	75,593,997				\$25.31		\$7.80
22	L'Anse	2,107	16.04	45,790,402				\$29.00		\$5.25
23	Chesaning	2,548	13.50	56,338,464			\$6.00			\$8.84
	<b>AVERAGE</b>	<b>2,718</b>	<b>15.21</b>	<b>84,333,101</b>	<b>\$7.54</b>	<b>\$5.05</b>	<b>\$6.00</b>	<b>\$16.68</b>	<b>\$10.42</b>	<b>\$4.38</b>

# Sanitary Sewer Comparative Rate Study

## August 2008 Data

Example Usage	Monthly Cost
7,000	\$13.66
7,000	\$22.85
7,000	<b>\$23.69</b>
7,000	\$24.44
7,000	\$28.20
7,000	\$28.86
7,000	\$32.51
7,000	\$33.00
7,000	\$34.40
7,000	\$34.75
7,000	\$35.34
7,000	\$35.38
7,000	\$41.84
7,000	\$41.90
7,000	\$44.63
7,000	\$46.84
7,000	\$51.02
7,000	\$53.25
7,000	\$54.27
7,000	\$62.25
7,000	\$64.31
7,000	\$65.75
7,000	\$67.88
<b>7,000</b>	<b>\$40.91</b>

## Water and Sewer Rate Comparison

### August 2008 Data

Number	Community	Pop	Sewer Cost	Water Cost	Monthly Cost
1	Dundee	3,522	\$ 13.66	\$ 16.72	\$ 30.38
<b>2</b>	<b>Paw Paw</b>	<b>3,363</b>	<b>\$ 23.69</b>	<b>\$ 24.08</b>	<b>\$ 47.77</b>
3	Morenci	2,398	\$ 28.20	\$ 19.95	\$ 48.15
4	Fowlerville	2,972	\$ 34.40	\$ 14.42	\$ 48.82
5	Leslie	2,044	\$ 24.44	\$ 27.56	\$ 52.00
6	Oxford	3540-	\$ 22.85	\$ 33.45	\$ 56.30
7	Bronson	2,421	\$ 35.34	\$ 21.52	\$ 56.86
8	Vicksburg	2,320	\$ 34.75	\$ 23.15	\$ 57.90
9	Hudson	2,499	\$ 41.90	\$ 21.52	\$ 63.42
10	Hartford	2,476	\$ 35.38	\$ 28.57	\$ 63.95
11	Corunna	3,381	\$ 33.00	\$ 32.50	\$ 65.50
12	Clinton	2,293	\$ 53.25	\$ 12.66	\$ 65.91
13	East Tawas	2,951	\$ 32.51	\$ 35.27	\$ 67.78
14	Manchester	2,160	\$ 44.63	\$ 26.20	\$ 70.83
15	Blissfield	3,223	\$ 28.86	\$ 44.61	\$ 73.47
16	Dexter	2,338	\$ 51.02	\$ 25.53	\$ 76.55
17	Mattawan	2,536	\$ 41.84	\$ 35.09	\$ 76.93
18	Cass City	2,643	\$ 46.84	\$ 31.63	\$ 78.47
19	Gladwin	3,001	\$ 62.25	\$ 20.50	\$ 82.75
20	Jonesville	2,337	\$ 64.31	\$ 18.62	\$ 82.93
21	Williamston	3,441	\$ 54.27	\$ 37.71	\$ 91.98
22	Chesaning	2,548	\$ 67.88	\$ 26.58	\$ 94.46
23	L'Anse	2,107	\$ 65.57	\$ 54.00	\$ 119.57
	<b>Average</b>	<b>2,718</b>	<b>\$ 40.91</b>	<b>\$ 27.47</b>	<b>\$ 68.38</b>

# Taxes Paid Comparataive Study

## August 2008 Data

Number	Community	Pop	Total Rate Millage	\$50,000 Taxable Value	\$75,000 Taxabale Value
1	Mattawan	2,563	7.45	\$372.50	\$558.75
2	Clinton	2,293	8.80	\$440.00	\$660.00
3	Oxford	3,540	11.12	\$556.00	\$834.00
4	Hudson	2,499	11.64	\$582.00	\$873.00
5	Morenci	2,398	12.85	\$642.50	\$963.75
6	Chesaning	2,548	13.50	\$675.00	\$1,012.50
7	Dexter	2,338	13.56	\$678.00	\$1,017.00
8	Blissfield	3,223	14.22	\$711.00	\$1,066.50
9	Hartford	2,476	14.35	\$717.50	\$1,076.25
10	Fowlerville	2,972	15.10	\$755.00	\$1,132.50
11	Williamston	3,441	15.13	\$756.50	\$1,134.75
12	Vicksburg	2,320	15.50	\$775.00	\$1,162.50
<b>13</b>	<b>Paw Paw</b>	<b>3,363</b>	<b>15.86</b>	<b>\$793.00</b>	<b>\$1,189.50</b>
14	Dundee	3,522	15.92	\$796.00	\$1,194.00
15	Gladwin	3,001	16.03	\$801.50	\$1,202.25
16	L'Anse	2,107	16.04	\$802.00	\$1,203.00
17	Jonesville	2,337	16.39	\$819.50	\$1,229.25
18	Manchester	2,160	16.91	\$845.50	\$1,268.25
19	Leslie	2,044	17.00	\$850.00	\$1,275.00
20	Bronson	2,421	17.81	\$890.50	\$1,335.75
21	Cass City	2,643	18.13	\$906.50	\$1,359.75
22	Corunna	3,381	18.14	\$907.00	\$1,360.50
23	East Tawas	2,951	20.64	\$1,032.00	\$1,548.00

# Taxes Paid Comparataive Study

August 2008 Data

	<b>AVERAGE</b>	<b>2,718</b>	<b>15.21</b>	<b>\$760.50</b>	<b>\$1,140.75</b>
--	----------------	--------------	--------------	-----------------	-------------------